

FT10 with Wrimatic™

The FT10 Wrimatic is a luxurious, executive-style lecture theatre seat featuring the market leading integrated A3 writing tablet.

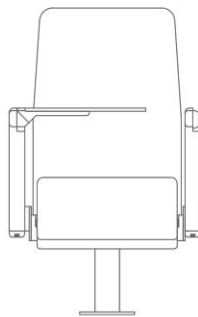
Suitable for both radial and straight room configurations, the FT10 can be tailored to all space specifications and is available with optional power and data points for student connectivity.

Stowing away neatly when not in use, the Wrimatic opens in one continuous movement thanks to its unique triangular prisamoid swivel joint; a feature designed using advanced aeronautical and engineering technology

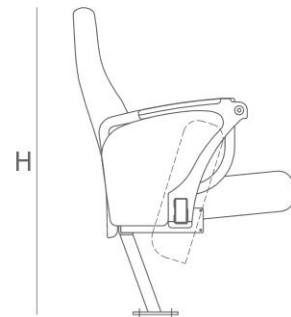
The FT10 seat is also available with a swivel mechanism supporting 'turn and learn' collaborative learning modes.



DIMENSIONS	
H	C
950	540



510 535 560 585 610



C

- Wrimatic A3 tablet load tested to 240KG
- Available with swivel mechanism supporting 'turn and learn' collaborative learning modes
- Cold cured waterproof moulded foam
- Removable seat covers for ease of cleaning
- PVC Seat numbering
- Aisle lighting
- Integrated lumbar support
- Virtually Maintenance free
- Structural steel frame in seat and back for robust performance and longevity
- Virtually unbreakable, the Wrimatic is an integrated writing tablet which stows neatly when not in use
- In seat Power Options

FT10 with Wrimatic™

DIMENSIONS

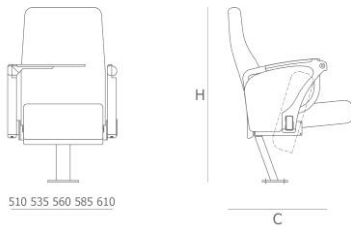
Centre to Centre : 510,535,560,585 &610

Backrest Height : 950

Closed Depth: 540

Opened Depth: 680

Seat Height : 450±10



DESCRIPTION & SPECIFICATION

Structure

- Centre and end standards are of lateral pedestal design made of 38mm x Thk 2.3mm square hollow section continuous welded to a 6 mm thickness steel foot plate.

Backrest and Seat.

- Fully Upholstered back outer panel.
- The inner structure is made of 19x 19x1.6mm thk. Hollow section, upholstered with CMHR polyurethane foam density 45 kg/m³ and upholstered with fabric covers.
- Fully upholstered seat with padded cover.
- Inner structure made of Ø21mm x Thk. 2mm tubular steel frame, integrated with grid foundation in CMHR foams with a density of 60 kg/m³.
- Seat bases are fitted with counterweight, offering a gravity tip auto-return to the closed position.

Metal / Fabric Finishing

- Rectangular hollow section of 76 x 38mm structural steel beam.
- Beam end protected with nylon capping.
- Fixed floor or riser mounted.
- All metal parts exposed shall be stripped and cleaned with iron phosphate, hot water rinsed and then chromic acid rinsed.
- All metal parts are coated with an epoxy finish of at least 60 microns for indoor use.
- Conformity with BS-6496 hardness test.

Wrimatic™

- Rubber Wrimatic™ arm top
- Heavy-duty die-cast aluminum alloy finished in oven baked epoxy powder coating to 60 micron.
- The arm consists of a complex swivel joint in precisely fabricated stainless steel with polish finish.
- Housed within the swivel joint is a maintenance-free bearing for long-term operation cycles.
- Static bearing load > 250 kgs – Dynamic bearing load > 40 kgs.
- Swivel plate supporting the writing board made of heavy-duty plate die-cast aluminum alloy in epoxy powder coating.
- The arm shall be clamped to the horizontal beam by means of a heavy-duty plate (die-cast aluminum alloy), with use of two allen cap screws
- Writing board made of 10mm thick injection molded ABS. Size: 300mm by 425mm.

Flammability

- Flammability compliance with BS 5852 : 2006 section 3 ignition source 5.